




Clamps for wooden columns



 This photo (actually from an old shop book) shows an excellent method for clamping the many sides of a column in place—to allow the glue to dry.

Bolt small blocks of hardwood onto both ends of an 18 gauge steel strap. Assemble and glue the column. Use a standard C-clamp to draw the ends of the strap together. Allow the column to dry overnight before removing the straps.

P. S. Maybe one of you mathematical types can determine the precise angle of cut required for each vertical piece. We need the right bevel to create 8-sided, 12-sided and 16-sided columns. If anybody happens to know these figures, please enlighten the rest of us!